



# AirPro™ Automatic

Automatic HVLP, Conventional and Compliant Guns



*AirPro Auto HVLP*

*AirPro Auto Conventional*

*AirPro Auto Compliant*



## Advanced spraying technology for metal, wood and high wear applications

- General metal, wood and high wear gun models designed to optimize spray performance
- Wide standard product offering with compliant gun models, in addition to HVLP and conventional
- Models available with a fluid control knob
- Stainless steel construction handles tough coatings, from acid to waterborne
- Indexing air cap provides fast and accurate positioning in either the vertical or horizontal position
- Lightweight and compact rounded gun design
- Consistent spray pattern for a high quality finish

PROVEN QUALITY. LEADING TECHNOLOGY.

# Graco Quality by Design

## AirPro Auto



## Technical Specifications

Maximum Working Fluid Pressure .....	7 bar (0.7 MPa, 100 psi)
Maximum Working Air Pressure .....	7 bar (0.7 MPa, 100 psi)
Minimum Air Cylinder Actuation Pressure .....	3.4 bar (0.34 MPa, 50 psi)
Maximum Working Fluid Temperature .....	49° C (120° F)
Weight .....	680 g (1.5 lb)
Gun and Manifold Weight .....	907 g (2.0 lb)
Atomizing Air .....	3/8 in OD tube
Fan Air .....	3/8 in OD tube
Cylinder Air .....	1/4 in OD tube
Fluid Inlet .....	1/4 in npsm
Wetted Parts .....	stainless steel, UHMWPE, acetal, PTFE, PEEK
Dimensions (excluding fittings) .....	5.3 in L x 3.0 in H x 2.0 in W
.....	(L 135 mm x H 51 mm x W 76 mm)
Length with Fluid Knob .....	163 mm (6.4 in)
Manual .....	313516

# Ordering Information

## Ordering Information

1. Identify application type (general metal, high wear or wood)
2. Determine type of technology (conventional, HVLP or compliant)
3. Select material viscosity
4. Select average flow rate
5. Order gun assembly
6. Select manifold

Material Viscosity	Viscosity (centipoise)
Light	5-15
Light-Medium	15-30
Medium	30-70
Medium-Heavy	70-100
Heavy	100

### General Metal Spray Guns

Gun Assembly Part Number	Spray Type	Nozzle mm (in)	Material Viscosity	Flow oz/min (l/min)	Air Cap Part Number	Needle/Nozzle Kit Part Number
24B333	Conventional	0.5 (0.020)	light	0.06–0.18 (2–6)	24B544	24B332
24A747	Conventional	0.8 (0.030)	light	0.12–0.30 (4–10)	24B544	24A687
24A748	Conventional	1.1 (0.042)	light-medium	0.24–0.42 (8–14)	24B544	24A688
24A749	Conventional	1.4 (0.055)	medium	0.36–0.54 (12–18)	24B544	24A689
24A750	Conventional	1.8 (0.070)	medium-heavy	0.48–0.60 (16–20)	24B545	24A690
24B334	HVLP	0.5 (0.020)	light	0.06–0.18 (2–6)	24B539	24B332
24A754	HVLP	0.8 (0.030)	light	0.12–0.30 (4–10)	24B539	24A687
24A755	HVLP	1.1 (0.042)	light-medium	0.24–0.42 (8–14)	24B539	24A688
24A756	HVLP	1.4 (0.055)	medium	0.36–0.54 (12–18)	24B539	24A689
24A757	HVLP	1.8 (0.070)	medium-heavy	0.48–0.60 (16–20)	24B539	24A690
24B335	Compliant	0.5 (0.020)	light	0.06–0.18 (2–6)	24B540	24B332
24A761	Compliant	0.8 (0.030)	light	0.12–0.30 (4–10)	24B540	24A687
24A762	Compliant	1.1 (0.042)	light-medium	0.24–0.42 (8–14)	24B540	24A688
24A763	Compliant	1.4 (0.055)	medium	0.36–0.54 (12–18)	24B540	24A689
24A764	Compliant	1.8 (0.070)	medium-heavy	0.48–0.60 (16–20)	24B540	24A690

### General Metal with Fluid Control Knob

Gun Assembly Part Number	Spray Type	Nozzle mm (in)	Material Viscosity	Flow l/min (oz/min)	Air Cap Part Number	Needle/Nozzle Kit Part Number
24A751	Conventional	0.8 (0.030)	light	0.12–0.30 (4–10)	24B544	24A687
24A752	Conventional	1.1 (0.042)	light-medium	0.24–0.42 (8–14)	24B544	24A688
24A753	Conventional	1.4 (0.055)	medium	0.36–0.54 (12–18)	24B544	24A689
24A758	HVLP	0.8 (0.030)	light	0.12–0.30 (4–10)	24B539	24A687
24A759	HVLP	1.1 (0.042)	light-medium	0.24–0.42 (8–14)	24B539	24A688
24A760	HVLP	1.4 (0.055)	medium	0.36–0.54 (12–18)	24B539	24A689
24A765	Compliant	0.8 (0.030)	light	0.12–0.30 (4–10)	24B540	24A687
24A766	Compliant	1.1 (0.042)	light-medium	0.24–0.42 (8–14)	24B540	24A688
24A767	Compliant	1.4 (0.055)	medium	0.36–0.54 (12–18)	24B540	24A689

### High Wear Applications

Gun Assembly Part Number	Spray Type	Orifice Size mm (in)	Material Viscosity	Flow l/min (oz/min)	Air Cap Part Number	Needle/Nozzle Kit Part Number
24A774	Conventional	1.5 (0.059)	medium	0.36–0.54 (12–18)	24B537	24A693
24A775	Conventional	1.8 (0.070)	medium-heavy	0.48–0.60 (16–20)	24B536	24A694
24B336	Conventional	2.2 (0.086)	heavy	>0.60 (>20)	24B536	24B358
24A776	HVLP	1.5 (0.059)	medium	0.36–0.54 (12–18)	24B541	24A695
24A777	HVLP	1.8 (0.070)	medium-heavy	0.48–0.60 (16–20)	24B542	24A696
24A778	Compliant	1.5 (0.059)	medium	0.36–0.54 (12–18)	24B538	24A695
24A779	Compliant	1.8 (0.070)	medium-heavy	0.48–0.60 (16–20)	24B543	24A696

Needle tip and nozzle exit constructed from tungsten carbide.



## Ordering Information

### Wood Applications

Gun Assembly Part Number	Spray Type	Orifice Size mm (in)	Material Viscosity	Flow l/min (oz/min)	Air Cap Part Number	Needle/Nozzle Kit Part Number
24A768	Conventional	0.8 (0.030)	light	0.12–0.30 (4–10)	24B533	24A691
24A769	Conventional	1.0 (0.040)	light-medium	0.24–0.42 (8–14)	24B533	24A692
24A770	HVLP	0.8 (0.030)	light	0.12–0.30 (4–10)	24B535	24A691
24A771	HVLP	1.0 (0.040)	light-medium	0.24–0.42 (8–14)	24B535	24A692
24A772	Compliant	0.8 (0.030)	light	0.12–0.30 (4–10)	24B534	24A691
24A773	Compliant	1.0 (0.040)	light-medium	0.24–0.42 (8–14)	24B534	24A692

## Accessories

### Manifolds *(A manifold is required for each gun to be installed)*

288221	Manifold with bottom fluid ports
288217	Manifold with side fluid ports
288223	Manifold with manual fan control with side fluid ports
288160	Rear Port Manifold Rear exit fluid fitting manifold. Designed for robotic or compact applications
288197	Manifold Adapter Plate Allows the manifold to be attached to a variety of bolt patterns

### Other

288091	Fluid Control Knob Replaces the piston cap for precision fluid adjustment
24B609	Gun Mounting Bracket Kit Includes bracket and screw
24B707	Inline Fluid Filter Removable inline filter without disconnecting the fluid line

### HVLP Air Pressure Verification Kit

For use in checking air cap atomizing and pattern air pressure at various supply air pressures. Not to be used for actual spraying. Install the kit air cap on the gun. Turn on the air to the gun, then trigger the gun and read the air pressure on the gauge.

NOTE: To be “HVLP compliant,” the atomizing and pattern pressure air pressures must not exceed 0.7 bar (70 kPa, 10 psi).

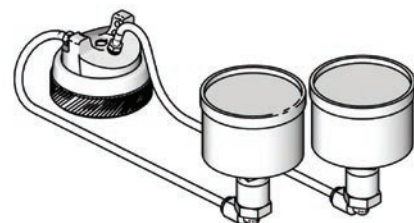
289563	HVLP General Metal
289568	HVLP High Wear 1.5 mm (0.059 in.)
289569	HVLP High Wear 1.8 mm (0.070 in.)
289566	HVLP Stain

### Stainless Steel Air Caps

Gun Type	Nozzle Orifice mm (in)	Air Cap with locating pin	Air Cap without locating pin
Conventional	0.5-1.4 (0.020-0.055)	24B667	24B671
Conventional	1.8 (0.070)	24B668	24B672
HVLP	0.5-1.8 (0.020-0.070)	24B665	24B669
Compliant	0.5-1.8 (0.020-0.070)	24B666	24B670



Rear port manifold



HVLP Pressure Verification Kit

Authorized Graco distributor:

### Stavanger Korrosjon AS

Strandbakken 3 • 4070 Randberg • Norway  
T: +47 51410711  
post@stavanger-korrosjon.no  
www.stavanger-korrosjon.no